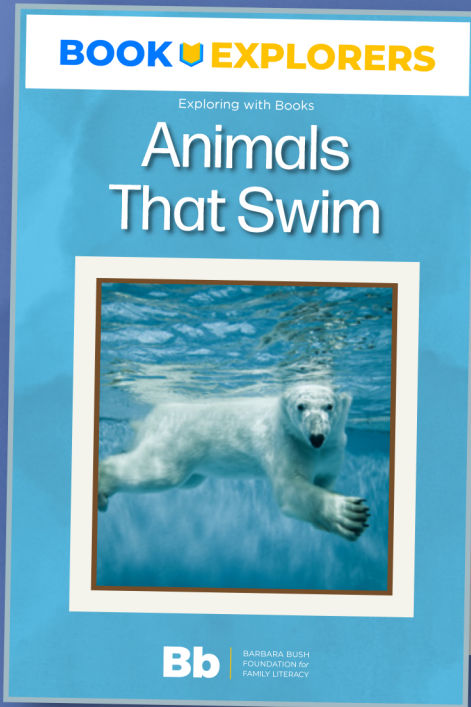





Exploring with Books

Animals That Swim



BARBARA BUSH'S FAMILY READING TIPS

-  Establish a daily routine for reading with your child
-  Get cozy and snuggle during reading to make it special
-  Make sure your child sees you reading

Parent Guide

Parent Guide

1 ASK:

- What are some animals that swim?
 - What might help an animal swim in the water?
 - Why do you think animals swim?
-

2 GO:

Take a trip to a local pond or river. Sit at the water's edge and look for animals that are swimming. If you do not see any animals, talk with your child about some animals that likely live there such as geese, snakes, fish, or ducks.

3 LEARN:

Talk with your child about the difference between land mammals that swim and fish. A fish is cold-blooded and has gills and fins. Land mammals are warm-blooded and have hair. Ask your child to think about how these differences help a fish live underwater compared to a mammal that lives on land.

Parent Guide

4 READ:

- *Stewie the Duck Learns to Swim* by Kim and Stew Leonard, Jr.
 - *Swim, Little Wombat, Swim!* by Charles Fuge
 - *Underwater Dogs: Kids Edition* by Seth Casteel
-

5 MAKE:

Work with your child to make a drawing of one of the animals that you saw on your visit to the water in the **Go** section. Use crayons, markers, or colored pencils to decorate the animal.

6 MOVE:

Look for a local pool or place to swim. Take your child swimming for a day.

Parent Guide

7 PLAY:

Think about the animals that you and your child learned about in the **Go** section. Talk about the different ways that each of the animals swim. Take turns pretending to be one of the animals swimming while the other person tries to guess the animal.

8 WORD TALK:

Turn to the **Word List** at the back of the book. Talk with your child about the new vocabulary words and their meanings. Explain that the words are bolded in the text so that they stand out to the reader. Revisit the meanings of these words as you come to the words in the text.

9 DISCUSS/DO:

Talk with your child about the importance of water safety. Search online for **information about water safety** to ensure that your child understands how to stay safe in and around water.

Free Resources to Support Family and Adult Literacy:

Keep reading together!

Visit the Barbara Bush Foundation's digital collection of free books and activities for adults, children, and families.

Scan the QR Code or visit the link below.



www.barbarabush.org/family-resources-access

Bb

BARBARA BUSH
FOUNDATION *for*
FAMILY LITERACY

 www.barbarabush.org

 @BarbaraBushFdn

 @barbarabushfoundation

 @BarbaraBushFoundation