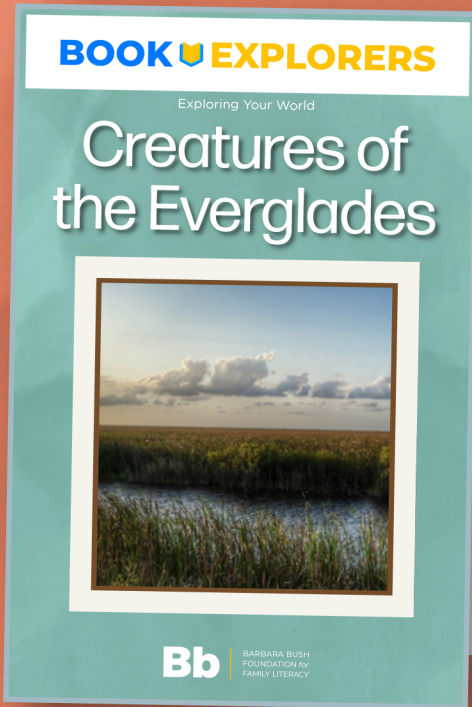





Exploring Your World

# Creatures of the Everglades



## BARBARA BUSH'S FAMILY READING TIPS

-  Establish a daily routine for reading with your child
-  Get cozy and snuggle during reading to make it special
-  Make sure your child sees you reading

**Parent Guide**

# Parent Guide

## 1 ASK:

- What is a creature?
  - Why do you think some creatures become endangered or threatened?
  - What would be the best thing to do if you saw a creature in the wild?
- 

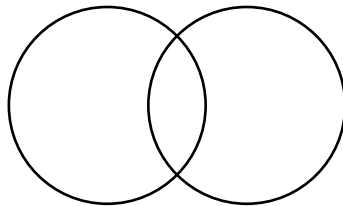
## 2 GO:

Search online for **Everglades National Park**. Look at the pictures on the website and talk to your child about why it is such a unique place. Explain that a wetland is primarily underwater all year long.

# Parent Guide

## 3 LEARN:

Search online for the **differences between alligators and crocodiles**. Make a Venn diagram like the one below. In one circle, write the word ***alligator*** at the top and list the characteristics that only describe alligators. In the other circle, write the word ***crocodile*** at the top and list the characteristics that only describe crocodiles. In the middle, write any characteristics about the two reptiles that are the same.



---

## 4 READ:

- *Marjory Saves the Everglades: The Story of Marjory Stoneman Douglas* by Sandra Neil Wallace
- *Willie the Worm's Florida Everglades Adventure* by Luis Vera
- *Everglades National Park (Introducing Habitats)* by Bobbie Kalman

# Parent Guide

## 5 MAKE:

The Everglades is home to hundreds of different species of animals. Make a picture book of some of the animals that live there.

- Collect materials such as paper, crayons, markers, and construction paper.
- Fold the paper so it looks like a book.
- Work with your child to draw a cover for the book.
- Draw a picture of a different animal on each page. Color the animals with markers or crayons.
- Write a fact or two about each animal under the pictures.

# Parent Guide

## 6 MOVE:

- Write the names of the different animals from the book on separate pieces of paper.
  - Hang the papers around the room with tape.
  - Read a fact about one of the animals from the book out loud.
  - Tell your child to move to the paper that has the animal they think you are describing written on it. For example, you say: *My nostrils, eyes, and ears are on the top of my head.* After you say this, your child should run to the paper that says *American Crocodile.*
- 

## 7 PLAY:

Play a game of *Predator and Prey.*

- The person who is the predator should be blindfolded or keep their eyes closed, so they can't see.
- The prey makes noises every few seconds to help the predator find them.
- Pretend to be predators and prey that have a natural relationship such as alligator/snake, crocodile/insect, box turtle/fish.
- Take turns being the predator and the prey.

# Parent Guide

## 8 WORD TALK:

The story talks about creatures that are both ***threatened*** and ***endangered***. Although they sound similar, there is a difference between the meanings of these words. Talk to your child about the definitions below.

threatened	A <b><i>threatened</i></b> species is a species that is likely to become endangered in the near future.
endangered	An <b><i>endangered</i></b> species is a species that is likely to become extinct, or gone forever, if immediate efforts are not made to protect them.

# Parent Guide

## 9 **DISCUSS/DO:**

Discuss ways that people can protect both threatened and endangered species. Some examples include:

- preventing littering and pollution
- monitoring habitats
- protecting nests
- practicing safe hunting

# Free Resources to Support Family and Adult Literacy:

**Keep reading together!**

Visit the Barbara Bush Foundation's digital collection of free books and activities for adults, children, and families.

**Scan the QR Code or visit the link below.**



**[www.barbarabush.org/family-resources-access](http://www.barbarabush.org/family-resources-access)**



# Bb

---

BARBARA BUSH  
FOUNDATION *for*  
FAMILY LITERACY

 [www.barbarabush.org](http://www.barbarabush.org)

 @BarbaraBushFdn

 @barbarabushfoundation

 @BarbaraBushFoundation